
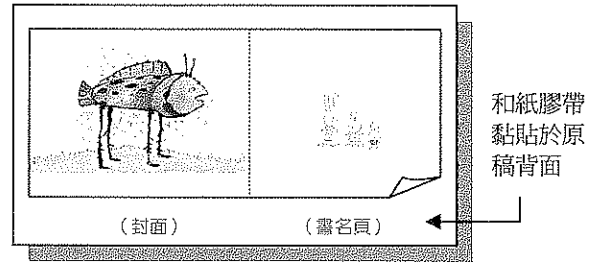


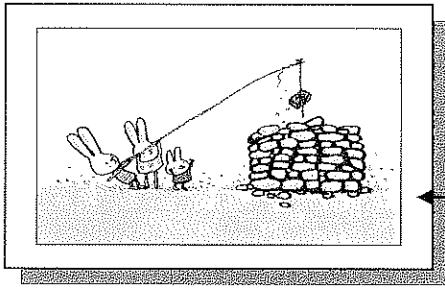
## 參選作品原稿繪製參考範例




(1) 底紙；指有厚度紙張或厚紙板



(2) 將原稿浮貼於底紙（厚紙板）  
（建議使用和紙膠帶於原稿背面固定，以利輕易取下）

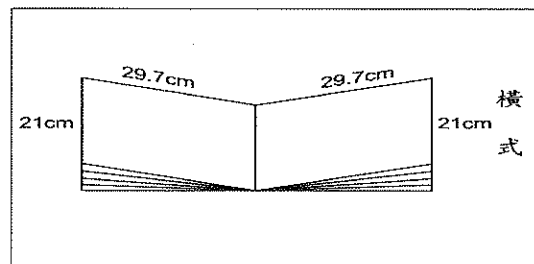
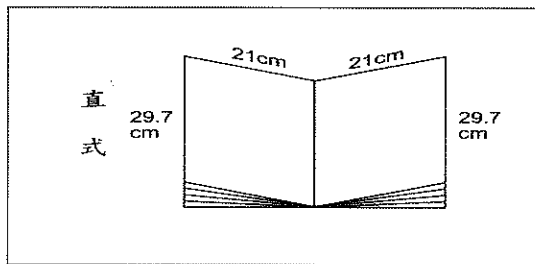


(3) 圖稿加覆透明紙或描圖紙  
（若跨頁創作，勿將原稿裁切，勿書寫文字）



(4) 依序裝訂成可翻閱的稿件  
（建議可於厚紙板上打洞後以扣環等方式固定，以不損壞原稿為原則）


## 樣書裝訂參考範例



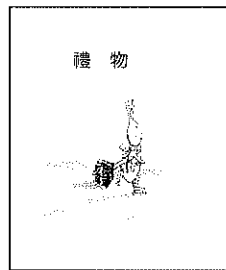
版本規格：勿大於 A4 尺寸（21×29.7cm）、勿小於 B5 尺寸（18.2×25.7cm），直、橫式均可。

## 樣書製作參考範例

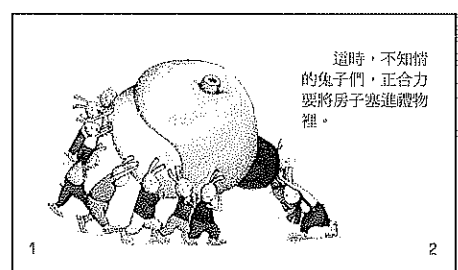
直式



(封底) (封面)




(書名頁)




(內頁)

橫式



(封底) (封面)



(書名頁)



(內頁)